





































Table of Indicators with Resource Requirements

The indicator chart below lists all of the indicators that were used or that could have been used in the four case studies. This is by no means a complete list of all possible indicators. To find more ideas on indicators you can use for your project, please see the website references in Appendix 5. The relative amount of money, time, personnel and technical knowledge required for each indicator is represented by icons. These icons are not meant to represent precise amounts, but rather give you a general idea of the resources required.

1 icon = low (requires the least amount of money, time, personnel, and/or technical knowledge)

2 icons = medium (requires relatively more money, time, personnel, and/or technical knowledge than indicators with 1 icon)

3 icons = high (requires the most amount of money, time, personnel, and/or technical knowledge)

Indicator	Money	Time	Personnel	Technical Knowledge	Case Study
ENVIRONMENTAL					
Water quality above and below the restoration project					Guest River
Sediment concentration in the water					Guest River
Bacteria concentration in the water					Guest River
Number of septic tanks pumped out by group					Guest River
Number of septic tanks repaired or replaced by group					Guest River
Acres of abandoned mine land reclaimed by group					Guest River
Miles of streambanks restored by group					Guest River
Number of trees planted by group					Guest River
Number of large appliances (and other trash) collected for proper disposal by group					Guest River

Volume of household hazardous waste collected by group					Guest River
Amount of chemicals released in the waterway (e.g. fertilizers or oil)					Chattanooga
Amount of chemicals released in the air (e.g. NO _x or SO ₂)					Chattanooga
Number of bags of residential trash collected along the waterway					Chattanooga
Number of illegal dumps along a waterway					Chattanooga
Number of chemical burns reported in community					Chattanooga
Number of sites cleaned up by group (e.g. dump sites)					Chattanooga
Number of complaints about air quality					Chattanooga
Air quality as measured by the Air Pollution Control Bureau					Chattanooga
Water chemistry					Potomac
Number of acres of underwater grasses planted by group					Potomac
Number of fish present in the waterway					Potomac
Health of fish present in the waterway					Potomac
Number of bags of trash collected from the river by group					Potomac
ECONOMIC					
Number of trail users					St. Paul
Amount of commercial office space downtown					St. Paul
Diversity of businesses downtown					St. Paul
Number of vendors at a community fair or market					St. Paul
Revenue collected from vendors at a community fair or market					St. Paul
Number of customers at a community fair or market					St. Paul
Total sales tax from downtown stores					St. Paul
Number of job training scholarships					Chattanooga
Number of residents employed on official clean-up crews					Chattanooga
Number of community-industry partnerships					Chattanooga

Number of government funded projects in the area					Chattanooga
Number of neighborhood renewal projects					Chattanooga
SOCIAL					
Number of program participants					Chattanooga
Number of people calling the Air Pollution Control Bureau hotline					Chattanooga
Number of respiratory disorders reported in the community					Chattanooga
Number of newspaper articles on pollution in the area					Chattanooga
Number of environmental library users					Chattanooga
Number of posted signs banning people from going in or near the water because of the pollution					Chattanooga
Number of community members enrolled in training					Chattanooga
Number of apprentices hired every year					Potomac
Number of former apprentices graduated from high school or GED					Potomac
Number of former apprentices employed					Potomac
Number of kids returning to participate in educational programs					Potomac
Number of students receiving scholarships for college					St. Paul
Size of environmental education classes					St. Paul
Number of students who participated in program attending college					St. Paul
Number of students attending presentations					St. Paul
Number of participants involved in cleaning up illegal dumps					Guest River
Number of school children using the group's facilities					Guest River
Number of environmental workshops held					Guest River
Number of environmental education activities/programs					Guest River
Number of pollution prevention posters distributed					Guest River
Number of storm drains stenciled with "Dump No Waste, Drains to Stream"					Guest River

Number of Brochures/Report Cards distributed					Guest River
Number of documents in environmental library					Chattanooga
Number of environmental library users					Chattanooga
ORGANIZATIONAL					
Number of times group receives positive media exposure					Guest River/Potomac
Amount of grant funding received each year					Guest River
Number of buildings bought and renovated by group					St. Paul
Amount of attention projects and/or group receives from politicians and government officials					Chattanooga
Number of successful grant applications					Chattanooga
Number of grants written by group					St. Paul
Number of donors					Potomac
Amount of non-grant money raised each year					Potomac
Amount of the largest grant each year					Potomac
Number of members/volunteers					Potomac
Number of hours worked by members/volunteers					Potomac
Number of returning members/volunteers					Potomac
Number of staff hired (full-time and part-time)					Potomac
Number of partnerships with other organizations					Potomac
Number of people at events held for the local community					Potomac/Guest River
Number of awards granted to the group and its staff					Potomac
Number of projects started or expanded					Potomac